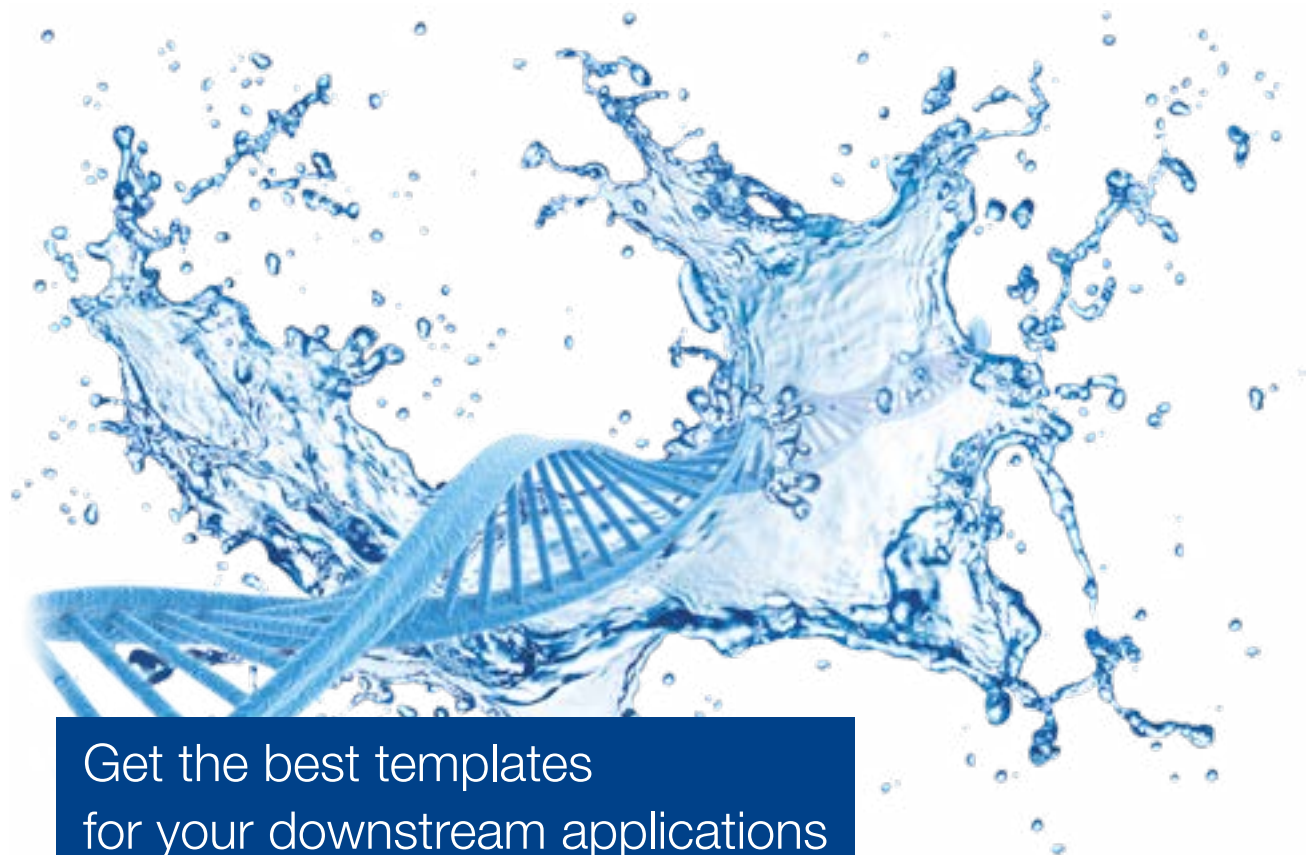


MACHEREY-NAGEL

DNA and RNA clean up guide

Bioanalysis



Get the best templates
for your downstream applications

- Fast and easy to handle procedures
- Variety of new clean up products to simplify your daily lab work
- From small to large scale

MACHEREY-NAGEL

www.mn-net.com



DNA and RNA clean up guide

DNA and RNA clean up products from MACHEREY-NAGEL

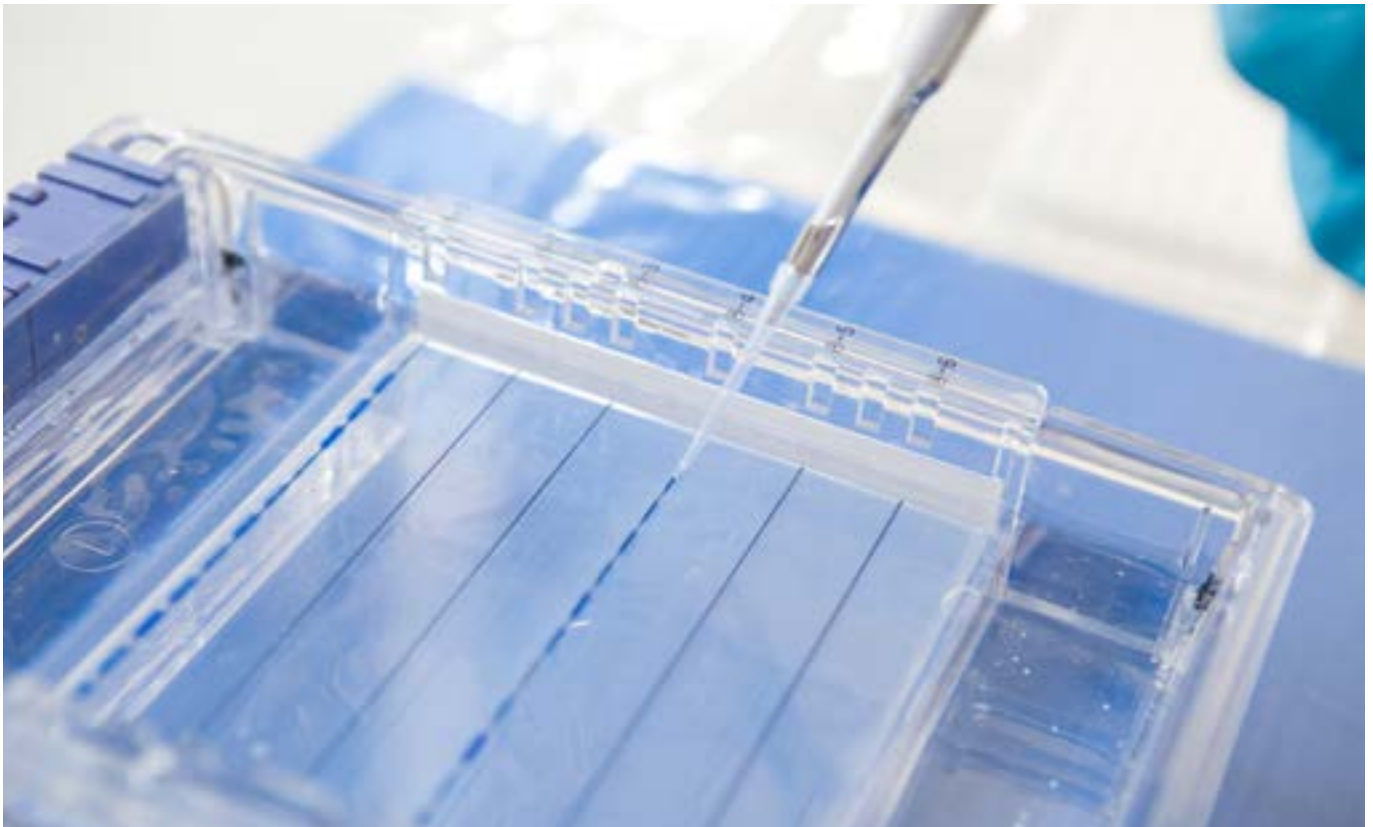
DNA and RNA clean up are some of the most commonly performed lab procedures. New technologies such as NGS have increased the demand for clean up products significantly as well as simple and fast clean up procedures are more important than ever before.

Furthermore, the spectrum of samples is getting larger as researchers are interested in cleaning up DNA and RNA, small and large samples, as well as purification of one sample or a multitude of samples.

MN as reliable partner

Due to our enormous experience, MACHEREY-NAGEL is known as pioneer in the field of RNA and DNA purification. In addition, MN teams of research experts are continuously working to adapt our product portfolio to evolving customer needs. Therefore, MN provides ready to use kits for any clean up procedure independent of scale. The procedures are fast and easy to use, greatly simplifying your experiments.

Feel free to contact our technical support specialists and take advantage of the experience and the team of scientific experts from MACHEREY-NAGEL.



DNA and RNA clean up guide

Kits for DNA and RNA clean up technologies

Sample material	Scale	Product	Page
PCR mixture	XS	NEW NucleoSpin® Gel and PCR Clean-up XS	4
	Mini	NucleoSpin® Gel and PCR Clean-up	4
	Midi	NucleoSpin® Gel and PCR Clean-up Midi	4
	Maxi	NucleoSpin® Gel and PCR Clean-up Maxi	4
	8-well	NucleoSpin® 8 PCR Clean-up	5
	96-well	NucleoSpin® 96 PCR Clean-up	5
		NucleoFast® 96 PCR	6
	Flexible	NucleoMag® PCR	7
Gel slice	XS	NEW NucleoSpin® Gel and PCR Clean-up XS	4
	Mini	NucleoSpin® Gel and PCR Clean-up	4
	Midi	NucleoSpin® Gel and PCR Clean-up Midi	4
	Maxi	NucleoSpin® Gel and PCR Clean-up Maxi	4
NGS reaction mixtures	Flexible	NucleoMag® NGS Clean-up and Size Select*	8
DNA solution	Micro	NucleoSpin® gDNA Clean-up XS	8
	Mini	NucleoSpin® gDNA Clean-up	8
	Mini	NucleoSpin® Inhibitory Removal	9
RNA solution	Micro	NucleoSpin® RNA Clean-up XS	10
	Mini	NucleoSpin® RNA Clean-up	10
	Midi	NucleoSpin® RNA Midi**	10
	Maxi	NucleoSpin® RNA Clean-up Maxi	10
Sequencing reaction mix	Mini	NucleoSEQ®	11

*Distribution and use in the USA is prohibited for patent reasons.

**RNA clean up using support protocol: See user manual for details.

Clean up technologies

	NucleoSpin®	NucleoSpin® 8	NucleoSpin® 96	NucleoFast®	NucleoMag®	NucleoSEQ®
Technology	Silica membrane	Silica membrane	Silica membrane	Ultrafiltration	Magnetic bead	Gel filtration
Format	XS, Mini, Midi, Maxi	8-well strip	96-well plate	96-well plate	Flexible	Mini
Processing	Centrifugation	Vacuum / centrifugation	Vacuum / centrifugation	Vacuum / centrifugation	Magnet	Centrifugation

Icon annotation

XS Mini spin column for microcentrifuge tubes (1.5 mL or 2 mL). A funnel shaped thrust ring is holding a silica membrane of 2.0 mm diameter for extra small elution volumes



Mini Mini spin column for microcentrifuge tubes (1.5 mL or 2 mL)



Midi 15 mL NucleoSpin® Midi Column for centrifuges



Maxi 50 mL NucleoSpin® Maxi Column for centrifuges



Mag Superparamagnetic beads



8-well Mini spin columns in 8-well strip format



96-well Mini spin columns in 96-well plate format



DNA and RNA clean up guide

NucleoSpin® Gel and PCR Clean-up

PCR clean up and gel extraction – the two in one kit

- High recoveries for small fragments down to 50 bp
- Separate buffers for single stranded DNA / RNA or SDS containing samples available
- Purify DNA from up to 10 mL reactions or 10 g agarose gels



NucleoSpin® Gel and PCR Clean-up XS
(NEW)



NucleoSpin® Gel and PCR Clean-up



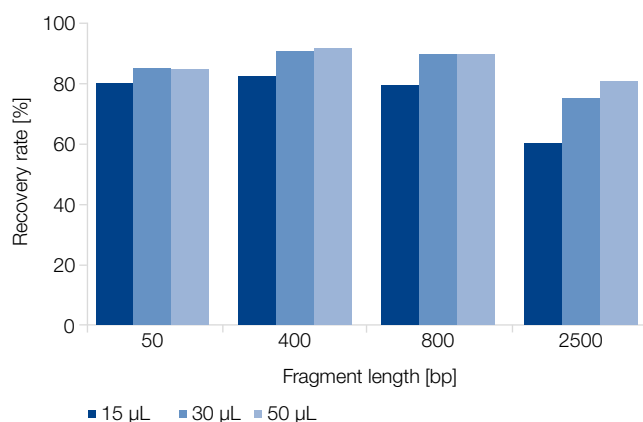
NucleoSpin® Gel and PCR Clean-up Midi



NucleoSpin® Gel and PCR Clean-up Maxi

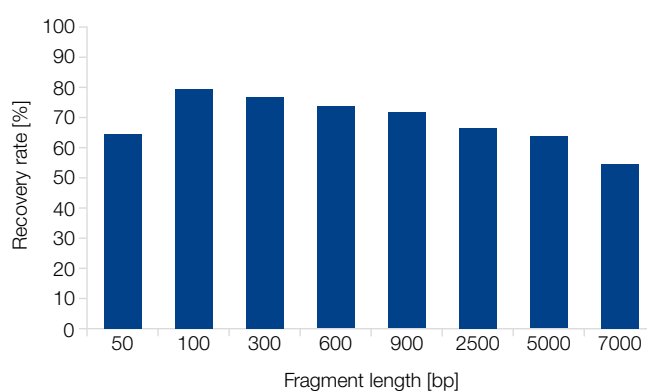
Technology	Silica membrane, XS format	Silica membrane technology	Silica membrane technology	Silica membrane technology
Sample material	< 200 µl PCR reaction mixture < 200 mg agarose gel	< 400 µl PCR reaction mixture < 400 mg TAE / TBE agarose gel	< 4 mL PCR reaction mixture < 4 g TAE / TBE agarose gel	< 10 mL PCR reaction mixture < 10 g TAE / TBE agarose gel
Fragment size	50 bp–approx. 20 kbp	50 bp–approx. 20 kbp	50 bp–approx. 20 kbp	50 bp–approx. 20 kbp
Typical recovery	70–95 %	70–95 %	70–95 %	70–95 %
Elution volume	6–12 µL	15–30 µL	200–400 µL	1000 µL
Binding capacity	5 µg	25 µg	75 µg	250 µg
Preparation time	15 min/6 preps	10 min/6 preps	25 min/6 preps	30 min/6 preps

Application data



PCR clean up: High recovery down to 50 bp

High recovery rates were achieved for fragments down to 50 bp, demonstrating the ability to reliably purify even short fragments into as little as 15 µL of elution volume (15 µL elution volume in dark blue, 30 µL elution volume in blue, and 50 µL in light blue).



Gel extraction: High recovery for a wide range of fragment sizes

A high extraction yield was reliably reached across the fragment size span.

Reference

Choi et al., 2014 “Targeted genomic rearrangements using CRISPR/Cas technology” Nature Communications; Wacharapluesadee et al, 2021 “ Evidence for SARS-CoV-2 related coronaviruses circulating in bats and pangolins in Southeast Asia” Nature Communications

Ordering information



Product	Preps	REF
NucleoSpin® Gel and PCR Clean-up XS	10 / 50 / 250	740611.10 / .50 / .250
NucleoSpin® Gel and PCR Clean-up	10 / 50 / 250	740609.10 / .50 / .250
NucleoSpin® Gel and PCR Clean-up Midi	20	740986.20
NucleoSpin® Gel and PCR Clean-up Maxi	20	740610.20
Related products		
Buffer NTB (for clean up of SDS containing samples)	150 mL / 1000 mL	740595.150 / .1
Buffer NTC (for clean up of single stranded DNA)	125 mL	740654.100

DNA and RNA clean up guide

NucleoSpin® 8 / 96 PCR Clean-up

Flexible PCR clean up in medium to high throughput format

- Complete removal of primers and primer dimers
- Flexible 8-well strip format and 96-well plates available
- Scripts for full automation available

	 NucleoSpin® 8 PCR Clean-up	 NucleoSpin® 96 PCR Clean-up
Technology	Silica membrane technology	Silica membrane technology
Sample material	< 100 µL PCR reaction mixture	< 100 µL PCR reaction mixture
Fragment size	50 bp–approx. 10 kbp	50 bp–approx. 10 kbp
Typical recovery	75–95 %	75–95 %
Elution volume	75–150 µL	75–150 µL
Binding capacity	15 µg	15 µg
Preparation time	30 min/6 strips	45 min/plate

Reference

Guimaraes *et al.*, 2016 “A cost-effective high-throughput metabarcoding approach powerful enough to genotype ~44,000 year-old rodent remains from Northern Africa”
Molecular Ecology

Ordering information

Product	Preps	REF
NucleoSpin® 8 PCR Clean-up	12 x 8 / 60 x 8	740668 / .5
NucleoSpin® 8 PCR Clean-up Core Kit*	48 x 8	740463.4
NucleoSpin® 96 PCR Clean-up	1 x 96 / 2 x 96 / 4 x 96 / 24 x 96	740658.1 / .2 / .4 / .24
NucleoSpin® 96 PCR Clean-up Core Kit*	4 x 96	740464.4

*Kits with basic content focusing on automation platforms. Additional accessories can be combined as needed.



DNA and RNA clean up guide

NucleoFast® 96 PCR

Cost and time efficient 96-well ultrafiltration kit for PCR clean up

- Ready to use DNA for sequencing and microarray spotting
- No well to well cross-contamination
- Very easy and time saving procedure



Technology	Ultrafiltration
Sample material	20–300 µL PCR reaction mixture
Fragment size	> 150 bp
Typical recovery	40–95 %
Recovery volume	25–100 µL
Binding capacity	15 µg
Preparation time	25 min/plate

Reference

Chelkha et al., 2020 “*Vermamoeba vermiformis* CDC-19 draft genome sequence reveals considerable gene trafficking including with candidate phyla radiation and giant viruses.” *Scientific Reports*

Rosenberg *et al.*, 2018 “A recurrent point mutation in *PRKCA* is a hallmark of chordoid gliomas.” *Nature Communications*

Ordering information

Product	Preps	REF
NucleoFast® 96 PCR	4 x 96	743500.4
Related product		
NucleoFast® 96 PCR Plates	10 x 96 / 50 x 96	743100.10 / .50

DNA and RNA clean up guide

NucleoMag® NGS Clean-up and Size Select

Clean up and size selection of Next Generation Sequencing library preparation reactions

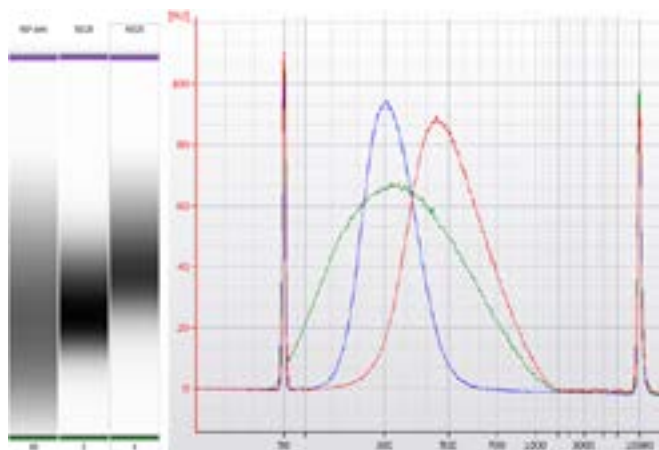
- Tunable size selection from 150 bp to 800 bp – highest flexibility for customer specific applications
- Magnetic bead technology allows scalability in manual and automated workflows
- Easily adjustable for different applications or workflows



NucleoMag® NGS Clean-up and Size Select

Technology	Magnetic bead technology
Sample material	Reaction mixtures from common NGS library kits (7.5 pg–5 µg) or PCR reactions
Fragment size	150 bp–800 bp (tunable)
Typical recovery	> 80 %
Elution volume	10–100 µL
Preparation time	45–60 min/96 preps

Application data



Size selection: NucleoMag® NGS Clean-up and Size Select

Many applications for DNA analysis (especially in the field of NGS) require a finely tuned size of DNA fragments. This is most precisely achieved by double size selection. In short, the NGS beads are mixed with the sample of interest in a ratio that allows for selective binding of fragments larger than the size of the fragment size range of interest (right side selection). Afterwards, this first batch of beads with the bound, unwanted DNA is discarded and fresh beads are added in a ratio that allows for binding of the fragment of choice (left size selection). The smaller DNA fragments are discarded with the supernatant and the DNA of interest is washed and eluted from the beads. In this experiment, total mouse tissue DNA was subjected to shearing, creating a broad range of fragment sizes (green curve). This mix was afterwards subjected to two different double-size selection procedures, a right 0.4 ratio/left 0.6 ratio pair selecting for fragments sizes of 460 bp (red peak) and a right 0.55/left 0.8 pair selecting for 240 bp (blue peak), respectively. Many more ratio pairs are possible, allowing for size selection of other fragment sizes.

- green: DNA fragment size distribution from mouse tissue after fragmentation without size selection
- red: DNA fragment size distribution after double sided size selection with dilution ratios of 0.4 (right) and 0.6 (left); mean fragment size: 460 bp
- blue: DNA fragment size distribution after double sided size selection with dilution ratios of 0.55 (right) and 0.8 (left); mean fragment size: 340 bp

Ordering information

Product	Preps	REF
NucleoMag® NGS Clean-up and Size Select*	5 / 50 / 500 mL	744970.5 / .50 / .500



* Distribution and use in the USA is prohibited for patent reasons.

DNA and RNA clean up guide

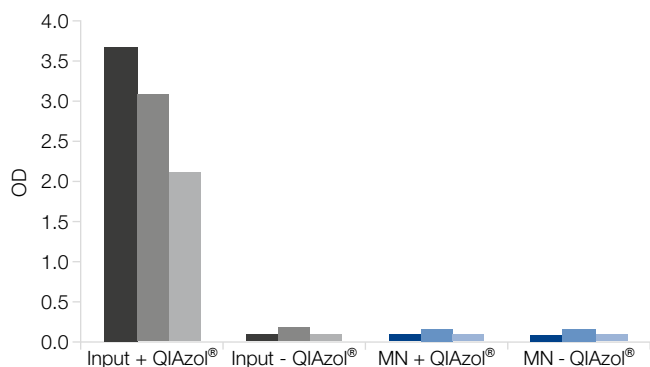
NucleoSpin® gDNA Clean-up

Effective post clean up and concentration of DNA

- Highly pure genomic DNA for successful downstream applications
- Easier and faster DNA concentration compared to microdialysis filtration units

	XS  NucleoSpin® gDNA Clean-up XS	Mini  NucleoSpin® gDNA Clean-up
Technology	Silica membrane technology	Silica membrane technology
Sample material	< 400 µL aqueous DNA solution (< 2 µg DNA)	< 150 µL aqueous DNA solution (< 25 µg DNA)
Fragment size	> 200 bp	> 200 bp
Typical recovery	85–95 %	80–90 %
Elution volume	6–10 µL	50–100 µL
Binding capacity	3 µg	50 µg
Preparation time	20 min/6 preps	10 min/6 preps

Application data



Efficient clean up of genomic DNA with minimal loss

DNA fragments with and without QIAzol® / TRIzol® contamination (1 %) were purified with the NucleoSpin® gDNA Clean-up kit (elution volume 50 µL). A spectrophotometric analysis of the input fractions (with and without QIAzol® contamination) in comparison to the purified samples demonstrates the efficient clean up with the NucleoSpin® gDNA Clean-up kit. The phenol contamination is removed entirely with minimum losses in final DNA yield, resulting in an absorption spectrum essentially identical to that of the non-contaminated input DNA (Input (- QIAzol®)). Bars colored in grey/blue correspond to A₂₃₀, medium grey/medium blue colored bars to A₂₆₀, and light grey/light blue colored bars to A₂₈₀.

Ordering information

Product	Preps	REF
NucleoSpin® gDNA Clean-up XS	10 / 50 / 250	740904.10 / .50 / .250
NucleoSpin® gDNA Clean-up	10 / 50 / 250	740230.10 / .50 / .250

DNA and RNA clean up guide

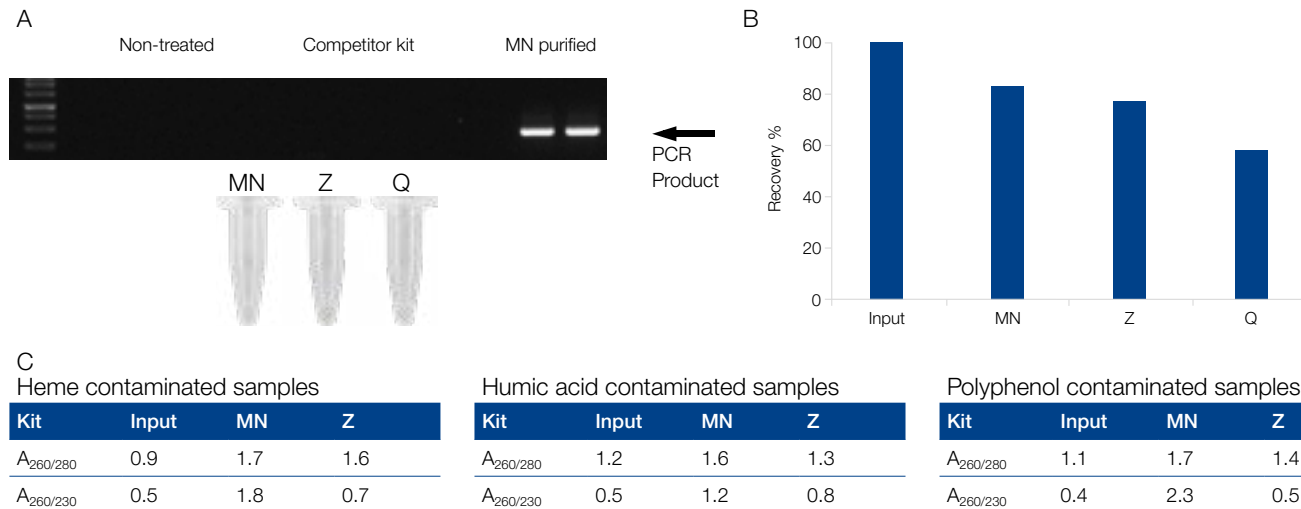
NucleoSpin® Inhibitor Removal (New)

Get pure and amplifiable DNA for your downstream application

- Removes PCR inhibitors and discoloration
- Superior DNA recovery
- Two optimized protocols enable purification of even the most diverse sample

Mini NucleoSpin® Inhibitory removal	
Technology	Silica membrane technology
Sample material	Contaminated DNA preparations from diverse sample source, up to 100µl
Fragment size	200bp – approx. 50kbp
Typical recovery	Typically > 75 %
Elution volume	50–100µl
Binding capacity	60µg
Preparation time	15 min/6 preps

Application data



Remove PCR Inhibitors and discoloration

A) DNA is efficiently amplified by PCR following purification with the NucleoSpin® Inhibitor Removal Kit. PCR amplification was completely inhibited for the non-treated but also for the sample processed with a competitor clean up kit. Equal amounts of DNA were used for each PCR and equivalent volumes were analyzed on an agarose gel. B) Superior DNA recovery with NucleoSpin® Inhibitor Removal Kit C) NucleoSpin® Inhibitor Removal Kit improves A_{260/280} and A_{260/230} ratios and qPCR results for a huge variety of known PCR inhibitors, including polyphenolic compounds, humic acids and heme.

Ordering information

Product	Preps	REF
NucleoSpin® Inhibitor Removal	10 / 50	740408.10 / .50





DNA and RNA clean up guide

NucleoSpin® RNA Clean-up

Highly efficient clean up and concentration of RNA samples

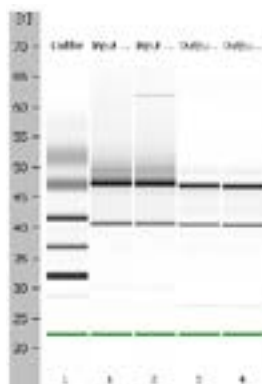
- Complete removal of RT-PCR inhibitors
- Time saving procedure without DNase digestion and homogenization steps
- From Micro to Maxi format – choose the needed format

New product

	 NucleoSpin® RNA Clean-up XS	 NucleoSpin® RNA Clean-up	 NucleoSpin® RNA Midi*	 NucleoSpin® RNA Clean-up Maxi (NEW)
Technology	Silica membrane	Silica membrane	Silica membrane	Silica membrane
Sample material	< 300 µL RNA solution (< 90 µg RNA)	< 200 µL phenol / chloroform extracts, reaction mixtures	< 500 µL RNA solution	< 35 mg RNA solution
Fragment size	> 200 nt	> 200 nt	> 200 nt	> 200 nt
Typical recovery	85–95 %	85–95 %	85–95 %	85–95 %
Elution volume	5–30 µL	40–120 µL	500–1000 µL	1000–5000 µL
Binding capacity	110 µg	200 µg	700 µg	35 mg
Preparation time	20 min/6 preps	20 min/6 preps	25 min/6 preps	30 min/6 preps

*RNA clean up using support protocol: See user manual for details.

Application data



Purification of high quality RNA from reaction mixtures

RNA quality (RIN) and quantity were analyzed with an Agilent® Bioanalyzer, Agilent® RNA 6000 Nano chip, and Agilent® RNA 6000 Nano reagent before and after clean-up. The crude RNA solution (lane 1 and 2) show low RNA concentrations around 85 ng/µL. Nevertheless, the RNA is not degraded and has a high RIN of about 9.4. Lane 3 and 4 show the corresponding RNA after DNase digestion and purification with NucleoSpin® RNA Clean-up XS. RNA quality is not affected by the whole procedure showing similar RIN and high recovery of about 95 % in a total volume of 20 µL.

Ordering information

Product	Preps	REF
NucleoSpin® RNA Clean-up XS	10 / 50 / 250	740903.10 / .50 / .250
NucleoSpin® RNA Clean-up	10 / 50 / 250	740948.10 / .50 / .250
NucleoSpin® RNA Midi	20	740962.20
NucleoSpin® RNA Clean-up Maxi	20	740910.20



DNA and RNA clean up guide

NucleoSEQ®

Prefilled single spin columns for dye terminator removal

- Efficient removal of dye terminators without ethanol precipitation
- Convenient spin column format for fast sample processing
- Long term storage at room temperature



Technology	Gel filtration
Sample Material	20 µL sequencing reaction mix
Preparation time	5 min/prep (without hydration of matrix)

Reference

Mervai *et al.*, 2018 “Diethylnitrosamine induces lung adenocarcinoma in FVB/N mouse.”

BMC Cancer

Ordering information

Product	Preps	REF
NucleoSEQ®	10/50/250	740523.10/.50/.250



DNA and RNA clean up guide

Ordering information

Product	Preps	REF
PCR clean up and gel extraction		
NucleoSpin® Gel and PCR Clean-up	10 / 50 / 250	740609.10 / .50 / .250
NucleoSpin® Gel and PCR Clean-up Midi	20	740986.20
NucleoSpin® Gel and PCR Clean-up Maxi	20	740610.20
PCR clean up		
NucleoSpin® 8 PCR Clean-up	12 x 8 / 60 x 8	740668 / .5
NucleoSpin® 8 PCR Clean-up Core Kit*	48 x 8	740463.4
NucleoSpin® 96 PCR Clean-up	1 x 96 / 2 x 96 / 4 x 96 / 24 x 96	740658.1 / .2 / .4 / .24
NucleoSpin® 96 PCR Clean-up Core Kit*	4 x 96	740464.4
NucleoFast® 96 PCR	4 x 96	743500.4
NucleoMag® PCR	1 x 96 / 4 x 96 / 24 x 96	744100.1 / .4 / .24
NGS clean up and size selection		
	Pack of	
NucleoSpin® NGS Clean-up and Size Selection**	5 / 50 / 500 mL	744970.5 / .50 / .500
Genomic DNA clean up		
NucleoSpin® gDNA Clean-up XS	10 / 50 / 250	740904.10 / .50 / .250
NucleoSpin® gDNA Clean-up	10 / 50 / 250	740230.10 / .50 / .250
NucleoSpin® Inhibitory Removal	10 / 50	740408.10 / .50
RNA clean up		
NucleoSpin® RNA Clean-up XS	10 / 50 / 250	740903.10 / .50 / .250
NucleoSpin® RNA Clean-up	10 / 50 / 250	740948.10 / .50 / .250
NucleoSpin® RNA Midi***	20	740962.20
NucleoSpin® RNA Clean-up Maxi	20	740910.20
Dye terminator removal		
NucleoSEQ®	10 / 50 / 250	740523.10 / .50 / .250

*Kits with basic content focusing on automation platforms. Additional accessories can be combined as needed.

**Distribution and use in the USA is prohibited for patent reasons.

***RNA clean up using support protocol: See user manual for details.

Trademarks:

Agilent is a registered trademark of Agilent technologies, Inc

QIAzol is a registered trademark of Qiagen GmbH

TRIzol is a registered trademark of Molecular Research Center, Inc

NucleoSpin, NucleoMag, NucleoFast, NucleoSEQ are registered trademarks of MACHERY-NAGEL GmbH & Co. KG



www.mn-net.com

MACHERY-NAGEL



MACHERY-NAGEL GmbH & Co. KG
Neumann-Neander-Str. 6–8
52355 Düren · Deutschland

DE Tel.: +49 24 21 969-0 info@mn-net.com
CH Tel.: +41 62 388 55 00 sales-ch@mn-net.com
FR Tel.: +33 388 68 22 68 sales-fr@mn-net.com
US Tel.: +1 484 821 0984 sales-us@mn-net.com

