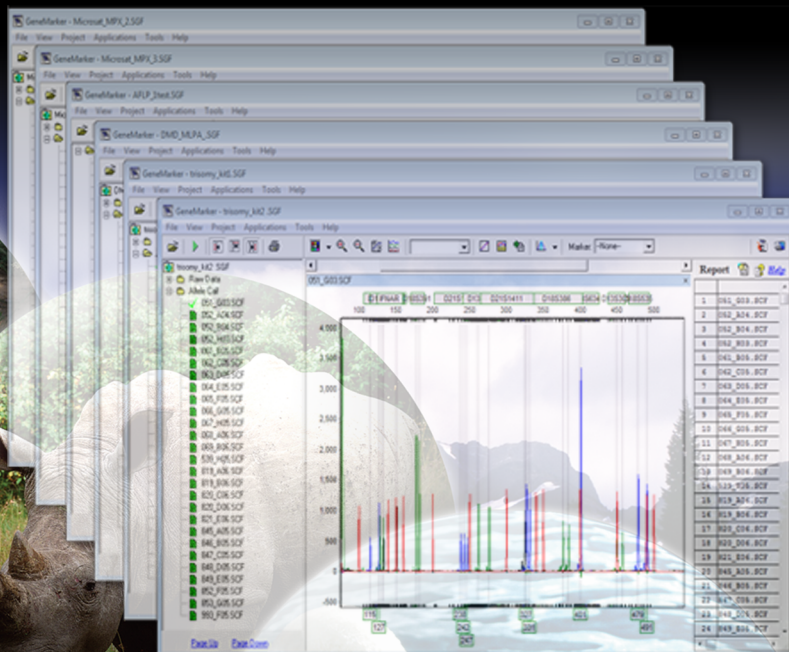


GeneMarker[®] MTP

Multi-Template Processor



INTRODUCING...GeneMarker[®] MTP (Multi-Template Processor)

**Dramatically Increase Efficiency While Reducing Costs...
Analyze Results of Different Chemistries Simultaneously**

- **Clinical Research Laboratories**
 - Analyze Multiple Chemistries (MLPA, Trisomy, FragileX, CF...)
 - Process and Report Patient Replicates from Different Kits
- **Ecology/Wildlife/Agriculture Research**
 - Streamline Workflow - Analyze Multiple Chemistries (Microsatellites, AFLP, T-RFLP, TILLING[®], ARISSA...)
 - Increased Discriminatory Power
- **Core DNA Facilities**
 - Automated Analysis Pipeline
 - Maximize Sequencing Costs

Dramatically Increase Efficiency While Reducing Costs...Automatically Analyze Samples from Six Different Chemistries

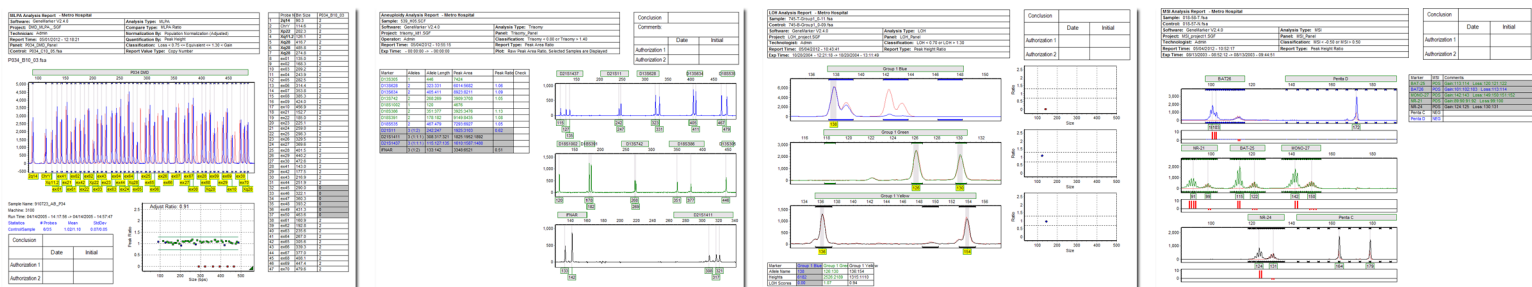
GeneMarker MTP applies up to six different analysis templates (size standard, panel, analysis parameters), allowing analysis of CE plates with different chemistries. All of the GeneMarker features are available for simultaneous review, edits, saving/printing and post-genotyping applications – MLPA, MS-MLPA, Trisomy, MSI, LOH, Kinship Analysis, Database Searching, SNP detection (SNapShot®), TILLING® CF, Fragile X and other triplet repeat disorders, Phylogeny/Cluster Analysis.

Clinical Research Applications

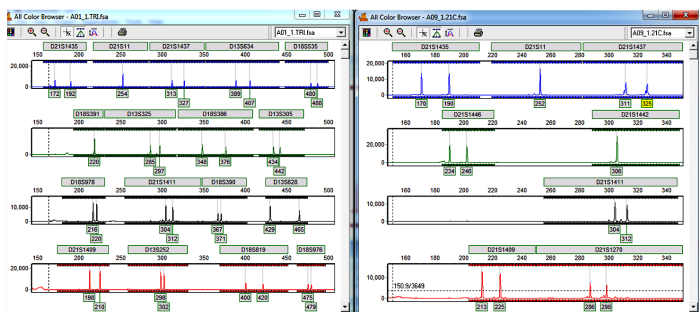
High Throughput and rapid turnaround time (576 samples in 35 seconds)

Analyze multiple chemistries, such as MLPA, MS-MLPA, Trisomy, CF, Fragile X, MSI, LOH samples from the same run. Save cost when there are not enough samples from a single chemistry to fill a CE plate. In this figure, the software simultaneously processed Trisomy, FragileX, MSI, MLPA, LOH and MSI files. Additionally, save time - analyze six different chemistries from 6 full 96 well plates --- 576 samples at one time.

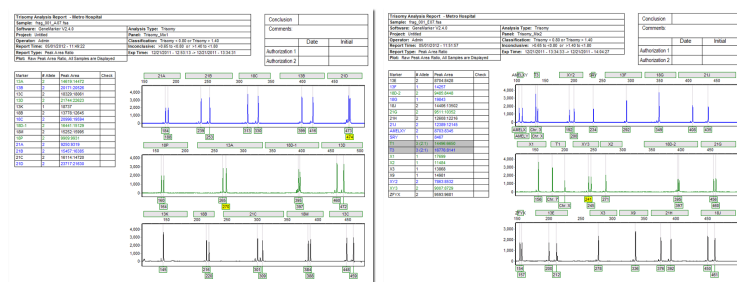
Link directly to any of the GeneMarker post-genotyping applications and final clinical research reports – Examples of MLPA, Trisomy/Aneuploidy, LOH, MSI



Simultaneous analysis and review when two or more PCR kits are required per patient, such as with: **MLPA®** Duchenne muscular dystrophy – DMD P034 and P035, Fanconi anemia FANCA Kits P031 and P032 and **Aneuploidy/Trisomy** Commercial kits such as: Aneufast®, CyberGene®, Devyser®, Finnzymes®, Tepnel® or Custom Chemistries (Contain markers for chromosomes 13, 18, 21, X in two different kits plus additional loci for chromosomes 13, 18, 21 and X). A collating option combines the results from multiple kits for each sample ID.



Review samples individually or open multiple screens at the same time for simultaneous review and further analysis.



Link directly to final clinical research reports, as shown here with sample 001 amplified with trisomy kit 1 and kit 2.

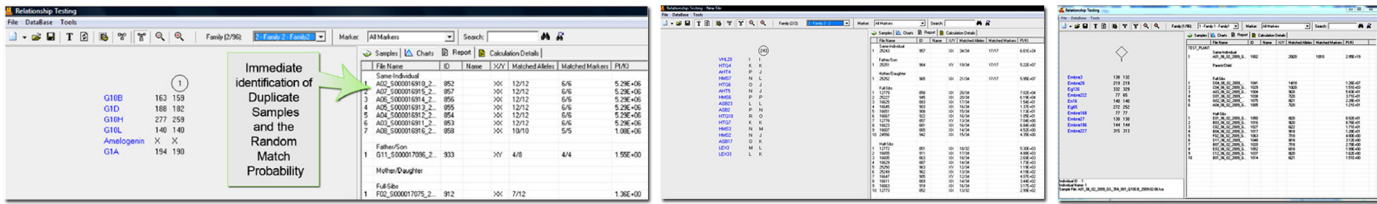
Ecology/Wildlife/Agriculture Research

Maximization of CE plates; include samples requiring different analysis parameters in the same CE plate

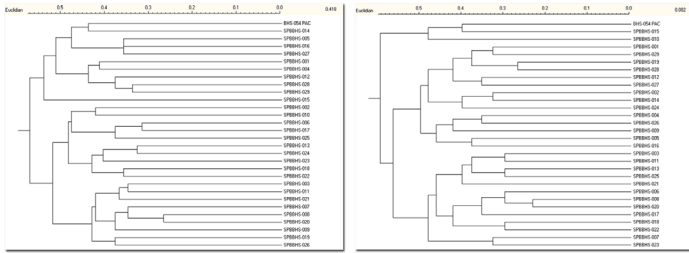
Streamlined workflow for analysis of replicate samples amplified with different PCR multiplexes and/or size standards.



Increased discriminatory power from combined results of 2 – 6 multiplexes. Compile complete genotype from several multiplexes in one table. Link directly to Cluster Analysis for Dendrogram construction and Relationship testing for database search, kinship analysis and pedigree/parentage testing.



Increased discriminatory power with more loci available for IBD calculations. Customize search settings for plant or animal samples



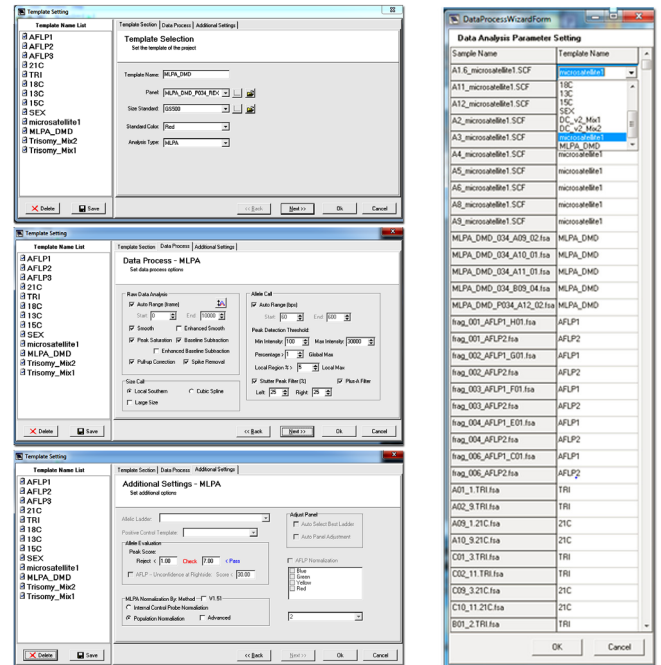
Three panels analyzed simultaneously in GeneMarker MTP (left) provide greater resolution than the dedrogram from a single multiplex (right).

Core DNA Facilities

GeneMarker MTP has an **automated analysis pipeline** for direct import from the data collection software. **Assigns parameters** using file name recognition, **sorts samples into projects** according to the analysis template. **Templates include** panel, size standard and data processing settings unique to the application. **Simultaneously analyze** six different chemistries, save individual projects and forward to the respective lab.

Easy Set-Up...Three 'clicks' save custom analysis templates.

1. Name the Template; Select Panel, Size Standard and Analysis Type
2. Select Analysis Parameters: customize the settings for each template
3. Select Settings for Specific Analysis Types



Import all data files in one step. **GeneMarker MTP assigns template** using file name recognition (or from a drop-down menu if needed). The program **sorts samples** into projects according to the analysis template; **automatically runs analysis** and displays the **results in one screen**. The user may continue with genotyping and GeneMarker Post-Genotyping Applications, save projects and save/print reports.

GeneMarker MTP – Increase Efficiency and Decrease Cost

- **Rapid** – complete multiple projects in seconds
- **Easy Customization** - process up to 6 different chemistries
- **Reduced Complexity** – automatically sorts projects by analysis template
- **Complete** – 6 fully functional GeneMarker programs in one screen

For more information or to arrange free online training, visit www.softgenetics.com or email info@softgenetics.com

If trial disc is not present please email info@softgenetics.com for a free 30-day trial

SOFTGENETICS®

Software PowerTools for Genetic Analysis

SoftGenetics, LLC
Oakwood Centre
100 Oakwood Avenue
Suite 350
State College PA 16803 USA
info@softgenetics.com
www.softgenetics.com
1-888-791-1270

©2012 Registered Trademarks are property of their respective owners.
Not intended for human or animal diagnostics