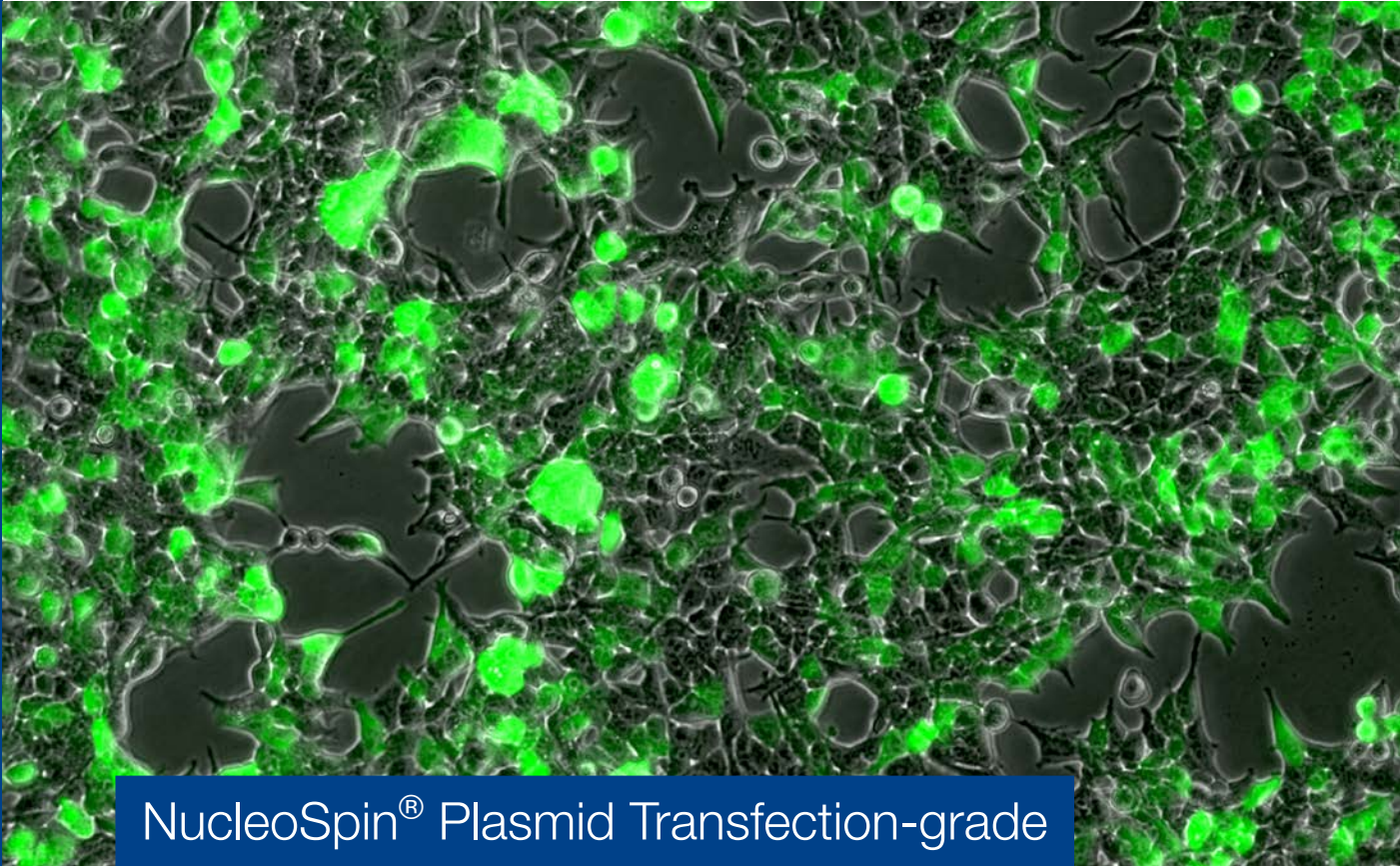


MACHEREY-NAGEL

Plasmid purification for transfection

Bioanalysis



NucleoSpin® Plasmid Transfection-grade

Do you need a fast way to purify plasmids for transfection?

- Novel technology to diminish endotoxin content for successful transfections
- Purification in mini-format simplifies your work-flow
- HTP-version supports plasmid screening



MACHEREY-NAGEL

www.mn-net.com



NucleoSpin® Plasmid Transfection-grade

A new technology to diminish endotoxin levels

Endotoxins are co-purified during plasmid preparations from bacterial lysates. Since they interfere with eukaryotic cell survival, endotoxin reduction is essential prior to cell transfection. MACHERY-NAGEL has developed a new mini-format technology to reduce endotoxins from bacterial lysates.

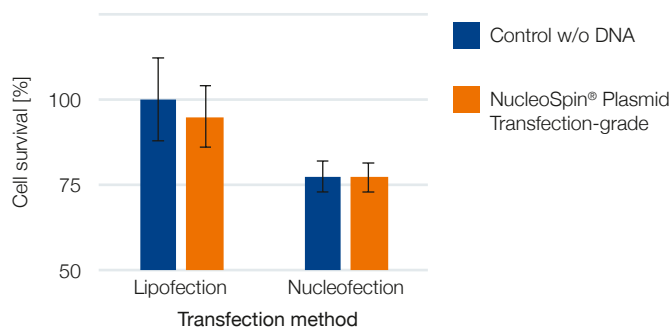
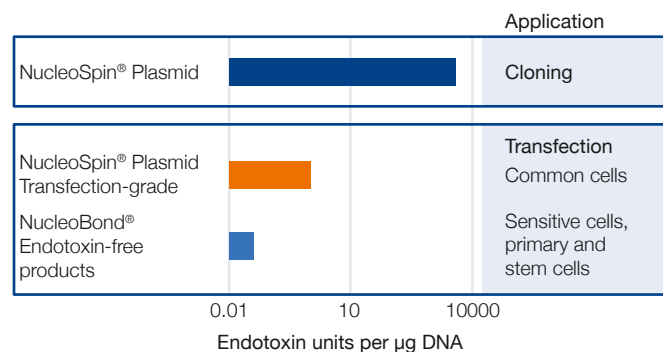
Product-at-a-glance

Technology	Silica-membrane and endotoxin reduction technology
Format	Mini spin columns / 96-well plates
Endotoxin content	< 50 EU/µg DNA (EU = Endotoxin Units)
Sample material	Up to 5 mL bacterial culture
Vector size	< 15 kbp
Typical yield	5–20 µg
Elution volume	30–200 µL
A ₂₆₀ /A ₂₈₀	1.80–1.85
Preparation time	14 min/6 preps or 45 min/96 preps
Binding capacity	35 µg



Application data

Plasmids were purified from *E. coli* (DH5α) with different plasmid purification products from MACHERY-NAGEL.



Endotoxin levels appropriate for individual applications

A quantitative chromogenic LAL-test was used to assess endotoxin content. As indicated, the content of endotoxin is strongly depended on the technology of plasmid purification. Low endotoxin levels were detected after purification with NucleoSpin® Plasmid Transfection-grade, resulting in a plasmid solution directly appropriate for transfection of common cells.

Cell compatibility of eluted DNA

A pCMV-GFP plasmid (kindly provided by PlasmidFactory GmbH und Co. KG, Bielefeld, Germany) was purified from *E. coli* using NucleoSpin® Plasmid Transfection-grade. Plasmids were transfected into HEK239 cells by lipofection (Lipofectamine 2000) or nucleofection (Lonza) with >90 % transfection ratio in both cases. Cell survival was compared to controls without DNA addition. Similar ratios show that cell-survival is not affected by DNA eluates purified with NucleoSpin® Plasmid Transfection-grade.

Ordering information

Product	Specifications	Preps	REF
NucleoSpin® Plasmid Transfection-grade	Single spin plasmid purification and endotoxin removal	10 / 50 / 250	740490.10 / .50 / .250
NucleoSpin® 96 Plasmid Transfection-grade	Plasmid purification and endotoxin removal in 96-well format	1 x 96 / 4 x 96 / 24 x 96	740491.1 / .4 / .24
NucleoSpin® 96 Plasmid Transfection-grade Core Kit	Plasmid purification and endotoxin removal in 96-well format	4 x 96 / 24 x 96	740492.4 / .24

NucleoBond® and NucleoSpin® are registered trademarks of MACHERY-NAGEL GmbH & Co. KG · Düren · Germany

www.mn-net.com

MACHERY-NAGEL



MACHERY-NAGEL GmbH & Co. KG · Neumann-Neander-Str. 6–8 · 52355 Düren · Germany

DE / International:

Tel.: +49 24 21 969-0

Fax: +49 24 21 969-199

E-mail: info@mn-net.com

CH:

Tel.: +41 62 388 55 00

Fax: +41 62 388 55 05

E-mail: sales-ch@mn-net.com

FR:

Tel.: +33 388 68 22 68

Fax: +33 388 51 76 88

E-mail: sales-fr@mn-net.com

US:

Tel.: +1 484 821 0984

Fax: +1 484 821 1272

E-mail: sales-us@mn-net.com

